

### Step 1:

From the inside of the building, plot where the roof curb will be placed. Then, drill a pilot hole through the roof deck. Insert a carpenter pencil so it is visible from the top side of the roof deck.



### Step 2:

Place the roof curb over where the pencil is sticking up from below. Then, use the roof curb flange as your pattern to outline the placement of the roof curb.




### Step 3:

With a marker, trace the inside of the flange so that the section of the roof membrane is marked to cut.



### Step 4:

Cut the membrane with a box cutter.



## Active Ventilation Products, Inc.

311 First Street, Newburgh, NY 12550-4857

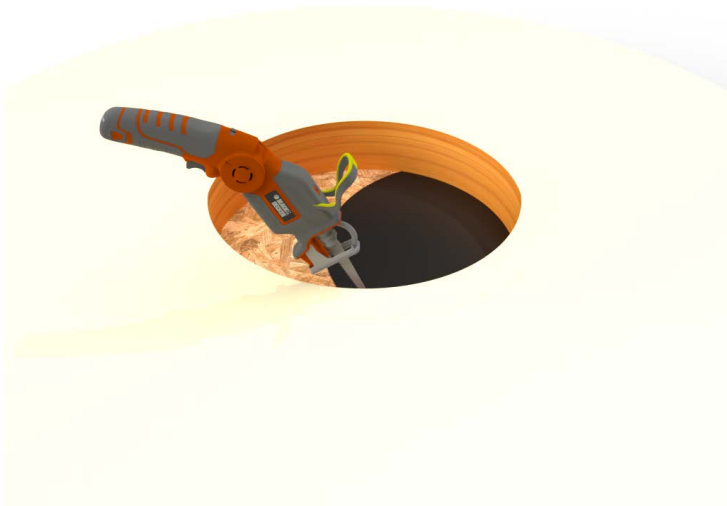
800-ROOF VENT (766-3836) Ph: 845-565-7770 Fax: 845-562-8963

Website: [roofvents.com](http://roofvents.com) Email: [sales@roofvents.com](mailto:sales@roofvents.com)

5777-1


**Step 5:**

With a saw cut the roof deck as shown below.  
Do not cut roof rafters.




**Step 6:**

Now place roof curb over the circular opening




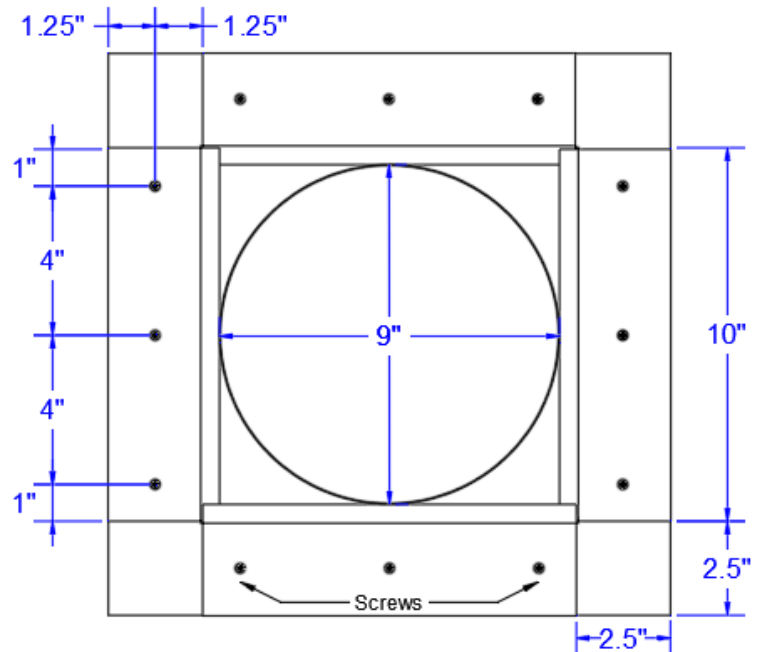
**Step 7:**

Attach the roof curb to the deck with the required #10 x 1 1/2" Flat, Bugle or Wafer head screws.  
Use step 8 for screw pattern.



**Step 8:**

Screw pattern shown below is symmetrical for all sides.  
(tolerance : 1/2")



**Active Ventilation Products, Inc.**

311 First Street, Newburgh, NY 12550-4857


800-ROOF VENT (766-3836) Ph: 845-565-7770 Fax: 845-562-8963

Website: roofvents.com Email: sales@roofvents.com

5777-1

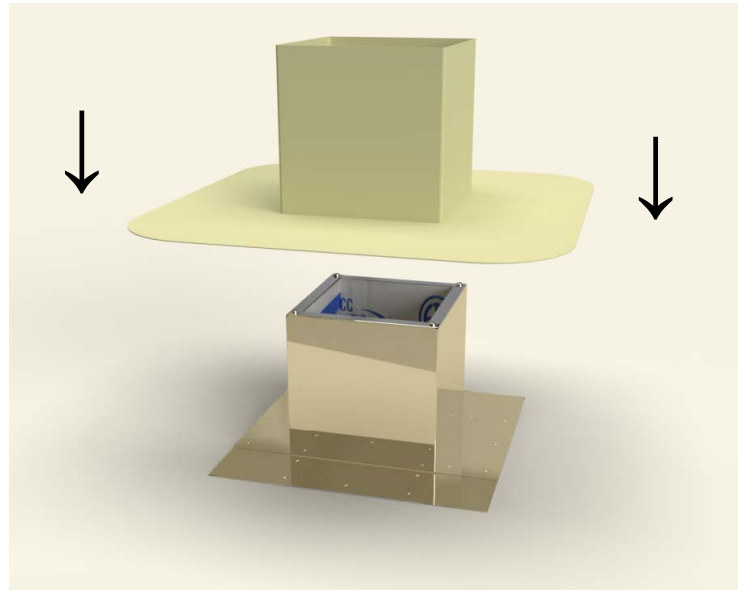
**Step 9:**

Apply roofing adhesive on the flange, making sure to cover all screws and the entire roof curb, **except the top lip.**



**Step 10:**

Drop down the TPO boot over the roof curb.




**Step 11:**

Apply a generous amount of heat & pressure to TPO boot to weld it on to the curb & the deck.



**Step 12:**

Install roof vent, exhaust fan or pipe cap over curb using recommended screw. See appropriate Vent with Curb Mount Flange installation instructions at [roofvents.com](http://roofvents.com) for more details.



**Active Ventilation Products, Inc.**

311 First Street, Newburgh, NY 12550-4857

800-ROOF VENT (766-3836) Ph: 845-565-7770 Fax: 845-562-8963

Website: [roofvents.com](http://roofvents.com) Email: [sales@roofvents.com](mailto:sales@roofvents.com)

5777-1