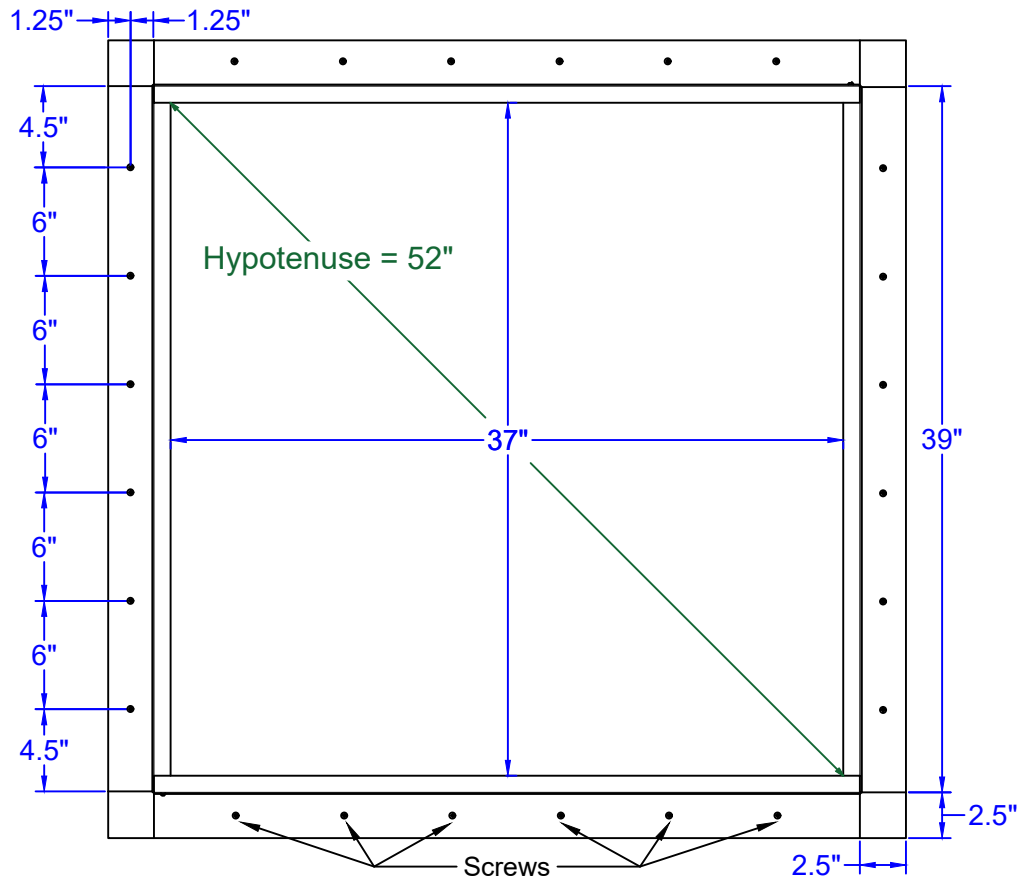
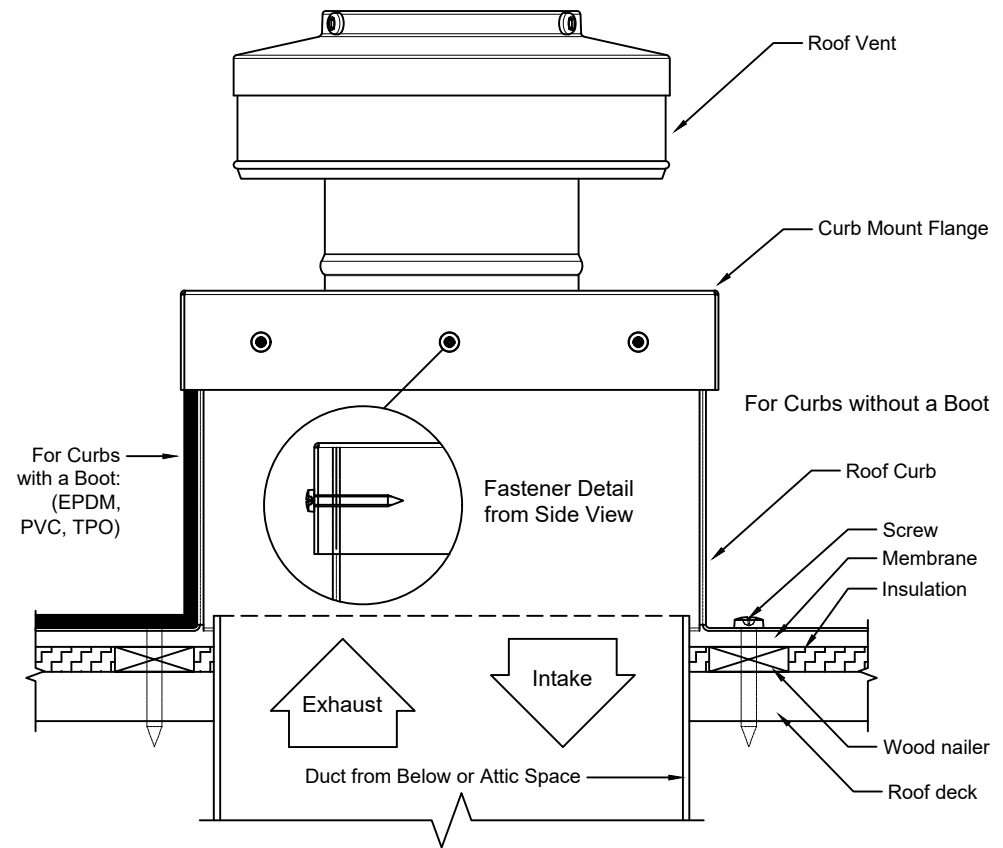


Screw Pattern (Symmetrical for all sides)



Roof Curb Flashing Detail



- Aluminum Alloy 3003-H14
- Thickness = 0.040" \pm 0.005
- Tolerance = \pm .25 ($\frac{1}{4}$ ")



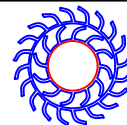
Angled View

Roof Curb Installation Instructions

1. Cut a square or round hole 37" in diameter in the roof deck.
2. Total number of screws needed for flange = 24
3. *Recommended installation screw: **Flat, Bugle or Wafer Head #10 x 1 1/2" Sheet Metal Screw, Type A Point***
4. Flash roof curb onto deck according to specifications of the membrane manufacturer.
5. Screws not included.

Square Roof Curb Model: SRC-36-H8

Inside Opening: 37", Outside Length & Width: 39", Height: 8"



Active Ventilation Products, Inc.

Website: roofvents.com

Email: sales@roofvents.com

11/17/2023