

Active Ventilation Products

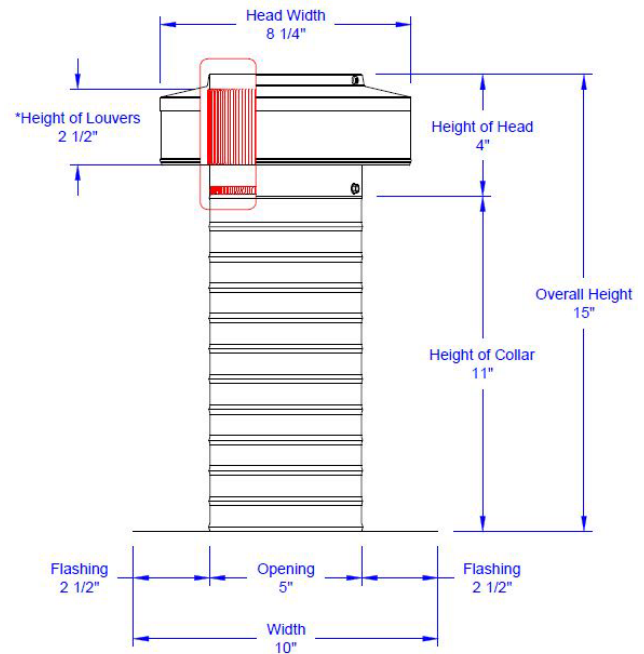
Newburgh, NY • roofvents.com

845-565-7770 • sales@roofvents.com



Roof Accessories 07 72 00

Keepa Vent 3-Part Spec – Model: KV-5



PART 1 General


1.1 Summary

- A. Keepa Vent, KV-5 - best used for flat roof or low-pitch roof attic spaces as an exhaust or fresh air intake roof vent. Operation of vent known as gravity, static & passive (also known as non-motorized).
- B. Miami-Dade County Approved & UL Listed, The Keepa Vent is proudly designed, and fabricated, and assembled in the U.S.A.

1.2 References

A. Material Standards & Test Methods:

1. ASTM B 209/B 209M – Specification for Aluminum and Aluminum-Alloy Sheet and Plate
2. ASTM F593 – (National) Standard Specification for Stainless Steel Bolts, Hex Cap Screws, and Studs
3. ASTM E330 – (National) Standard Test Method for Structural Performance of Exterior Windows, Doors, Skylights and Curtain Walls by Uniform Static Air Pressure Difference
4. ASTM E1886 – (National) Standard Test Method for Performance of Exterior Windows, Curtain Walls, Doors, and Impact Protective Systems Impacted by Missile(s) and Exposed to Cyclic Pressure Differentials



Active Ventilation Products

Newburgh, NY • roofvents.com

845-565-7770 • sales@roofvents.com



5. TAS 202 – (State of Florida) Criteria for Testing Impact & Non-impact Resistant Building Envelope Components Using Uniform Static Air Pressure
6. TAS 100(a) – (Miami-Dade County) Standard Test Procedure for Wind and Wind Driven Rain Resistance and/or Increased Windspeed Resistance of Soffit Ventilation Strip and Continuous or Intermittent Ventilation System Installed at the Ridge Area
7. FBC (HVHZ) – Florida Building Code (FBC) [High-Velocity Hurricane Zones], Regulated by Chapter 31 of the Florida Building Code – Residential.

B. Certifications

1. Miami-Dade County, Florida Notice of Acceptance (NOA) – FBC (HVHZ), TAS 100(a):
 - a. NOA# 22-0722.08
2. FBC 2017 – ASTM E330 & TAS 202, Approval Number: #FL4763-R1
3. Underwriters Laboratory (UL), Certificate Number: 20170509-R38772

1.3 Submittals

- A. Product Data: Active Ventilation Products, Inc. standard specifications and descriptive literature including:
 1. Technical Specification product sheets, in PDF/CAD/BIM located at: <https://roofvents.com/drawings>
- B. Color Samples: RAL color chart of selected colors located at: <https://roofvents.com/color-chart-2>
- C. Manufacturer's Written Instructions: <https://roofvents.com/avp-installation-guides/>
- D. Coordination Drawings: Show the roof plan drawn to scale and indicate location of model KV-5.

1.4 Warranty – see <https://roofvents.com/warranties>

– END OF PART 1 OF 3 –


PART 2 Products

2.1 Manufacturers

- A. Acceptable Manufacturers: Active Ventilation Products, Inc.; 311 First Street, Newburgh, NY 12550, Substitutions not permitted.

2.2 Keepa Vent – Model KV-5

- A. Material for Vent: Aluminum
 1. Lid - Thickness: 0.025-inch, Alloy: 1100 or 3003
 2. Inner Vertical Louvers - Thickness: 0.025-inch, Alloy: 3003-H14 Half Hard
 3. Collar - Thickness: 0.025-inch, Alloy: 3003 H14 Half Hard
 4. Flange (Flashing) - Thickness: 0.025-inch, Alloy: 3003 H14 Half Hard
 5. Rivets for Collar – 3/16" x 1/8", Alloy: 6061



Active Ventilation Products

Newburgh, NY • roofvents.com

845-565-7770 • sales@roofvents.com



B. Material for Screws: 410 Stainless Steel

1. Head Fasteners - #6 x 3/8" Square Drive AB Point, Self-Tapping Screw
2. Collar Fasteners - #8 x 1/2" Hex Head Self-Tapping Screw

C. KV-5 Specifications:

1. See cover page for KV-5 dimensions
2. Net Free Area: 19 square inches, 0.13 square feet
3. Recommended use for roof pitches: 0/12 to 3/12
4. If used for higher pitches (4/12 – 12/12), the installer needs to use a guide wire.

D. Standard Finish: Mill finished aluminum

1. Optional Color Finish: Selected RAL colors located on roofvents.com/color-chart-2

E. Operation: Gravity, static, passive (non-motorized)

– END OF PART 2 OF 3 –

PART 3 Execution

3.1 Ventilation Requirement

Refer to the Venting Requirements Calculator on <https://roofvents.com/active-ventilation-products-attic-vent-calculator> to calculate the total quantity of KV-5 needed per square foot.

3.2 Examination

Examine site conditions and verify that structural supports and openings are properly sized prepared and ready to receive the Keepa Vent, model KV-5.

3.3 Preparation

- A. From the building plans, locate the placement of Keepa Vent, model KV-5 on the roof.
- B. Prepare roof deck to receive the KV-5 with the accessories in accordance with the written installation instructions.

3.4 Flat Roof Installation

- A. See <https://roofvents.com/avp-installation-guides/> for details
- B. Accessories to be provided by installer:
 1. Sealant: Installer provides sealant recommended for the application and type by roofing manufacturer or construction material manufacturer. Comply with requirements of Section 07 92 00 – Joint Sealants.
 2. Fasteners: Installer provides corrosion resistant Flat, Bugle or Wafer Head #10 x 1 1/2" Sheet Metal Screws, Type A Point.

– END OF PART 3 OF 3 –