

Step 1:

From the inside of the building, plot where the roof curb will be placed. Then, drill a pilot hole through the roof deck. Insert a carpenter pencil so it is visible from the top side of the roof deck.




Step 2:

Place the roof curb over where the pencil is sticking up from below. Then, use the roof curb flange as your pattern to outline the placement of the roof curb.




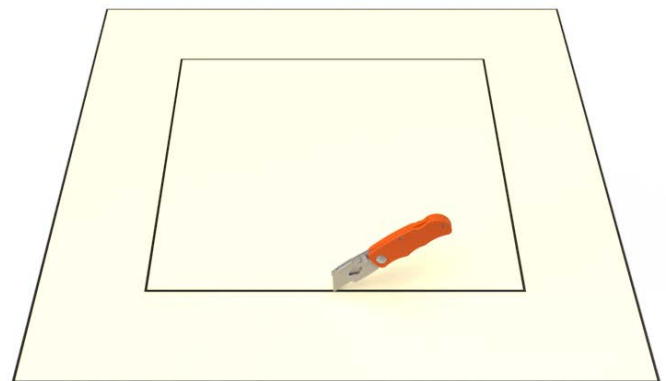
Step 3:

With a marker, trace the inside of the box so that the section of the roof membrane is marked to cut.



Step 4:

Cut the membrane with a box cutter.



Active Ventilation Products, Inc.

311 First Street, Newburgh, NY 12550-4857

800-ROOF VENT (766-3836) Ph: 845-565-7770 Fax: 845-562-8963

Website: roofvents.com Email: sales@roofvents.com

5777-1


Step 5:

With a saw cut the roof deck as shown below. Do not cut roof rafters.




Step 6:

Now place roof curb over the circular opening




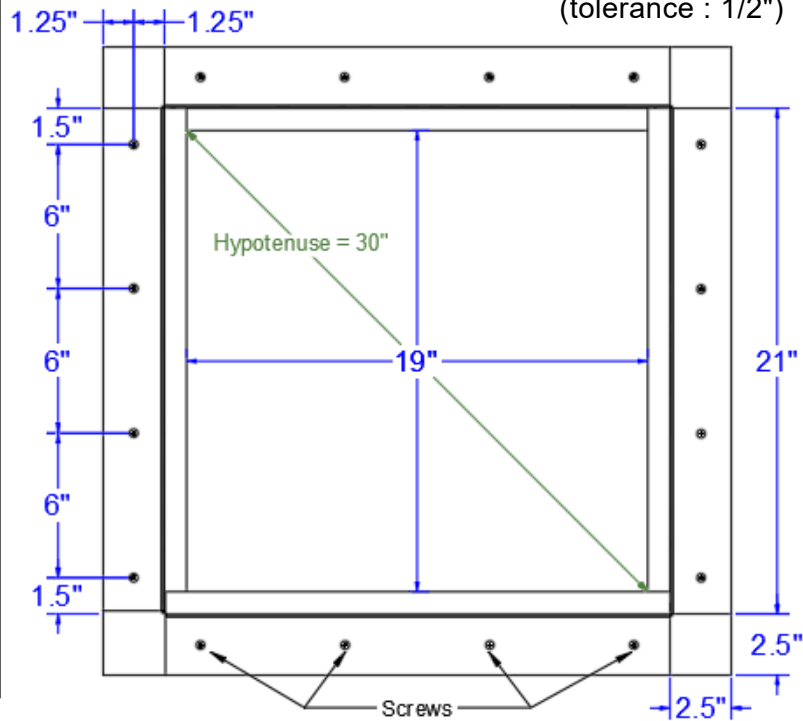
Step 7:

Attach the roof curb to the deck with the required #10 x 1 1/2" Flat, Bugle or Wafer head screws. Use step 8 for screw pattern.



Step 8:

Screw pattern shown below is symmetrical for all sides. (tolerance : 1/2")



Active Ventilation Products, Inc.

311 First Street, Newburgh, NY 12550-4857

800-ROOF VENT (766-3836) Ph: 845-565-7770 Fax: 845-562-8963

Website: roofvents.com Email: sales@roofvents.com

5777-1

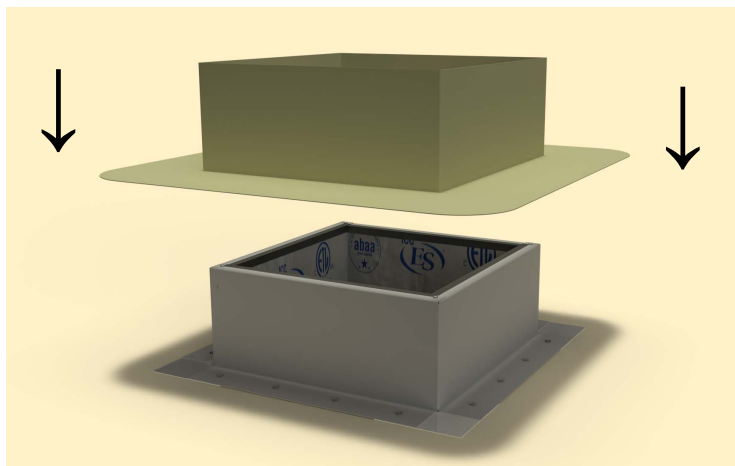
Step 9:

Apply roofing adhesive on the flange, making sure to cover all screws and the entire roof curb, **except the top lip.**



Step 10:

Drop down the TPO boot over the roof curb.





Step 11:

Apply a generous amount of heat & pressure to TPO boot to weld it on to the curb & the deck.



Step 12:

Install roof vent, exhaust fan or pipe cap over curb using recommended screw. See appropriate Vent with Curb Mount Flange installation instructions at roofvents.com for more details.



Active Ventilation Products, Inc.

311 First Street, Newburgh, NY 12550-4857

800-ROOF VENT (766-3836) Ph: 845-565-7770 Fax: 845-562-8963

Website: roofvents.com Email: sales@roofvents.com

5777-1